

# Team Fox Endurance Classy Guide



**TEAM FOX**  
FOR PARKINSON'S RESEARCH

*Classy*



# Team Fox Athletes, Welcome to Classy!

As a member of The Michael J. Fox Foundation for Parkinson's Research (MJFF) grassroots fundraising community, you are speeding our efforts to improve quality of life for those currently living with Parkinson's disease (PD) and moving us closer to a world without it.

Through your membership, you are connected to thousands worldwide who are mobilizing their communities to raise awareness and funds for Parkinson's research.

Whether you are running a marathon, climbing a mountain or anything in between, Team Fox members give their all — and we are proud that, thanks to the generous support of an anonymous donor, 100 percent of all Team Fox proceeds go directly to the Foundation's high-impact programs to speed a cure for PD.

## HOW TO USE THE CLASSY GUIDE

We are thrilled to share our new fundraising platform with our grassroots community fundraising community.

This document serves as a step-by-step guide for creating your fundraising dashboard and customizing your fundraising page.

Your fundraising page with Classy will allow you to start collecting donations which will be credited toward your fundraising goal as they are received.

If you have questions or need more information about Classy, email us at [athletes@michaeljfox.org](mailto:athletes@michaeljfox.org).

Let's get started!

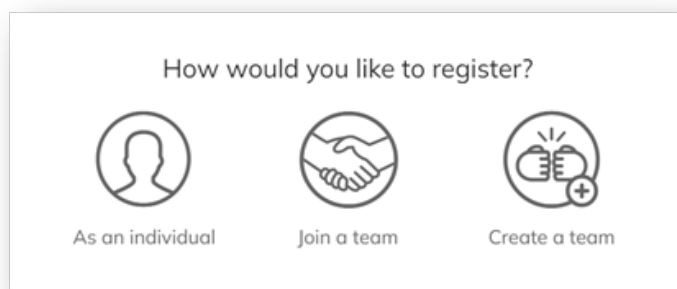


# Creating Your Fundraising Dashboard

## GETTING STARTED

When you are accepted to join Team Fox for an Endurance event, you will receive an individualized link by a member of Team Fox staff to create your fundraising page. We kindly ask you not to create a fundraising page until you have been notified of your acceptance by Team Fox staff.

- Once you receive a link from a member of Team Fox staff, you will be prompted to choose how you would like to fundraise. Click to register [As an individual](#), [Join a team](#) or [Create a team](#).



- Create an account using the [sign-up form](#) or select [Log into your account](#) if you already have an account with Classy.

Create an account

Email \*

Enter your email address

New Password \*

Enter your new password  Show

● 8 characters ● 1 number  
● 1 letter ● 1 special character

By clicking I agree to the [Terms](#) and [Privacy Policy](#)

**NEXT**

[Log into your account](#)

POWERED BY *Classy*



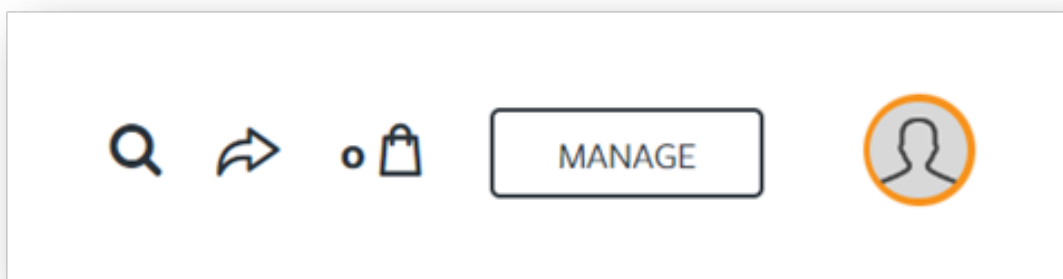
- Once logged in, follow the prompts to enter your registration details and provide your payment method.
  - Select the registration associated with your fundraising commitment.
  - You will be charged a \$25 registration fee, and your credit card information will be securely stored. In the event you do not complete your fundraising commitment by the deadline, your card will be charged for the remaining amount.
- Once registered, a fundraising page will automatically be created for you and you will have immediate access via your fundraising dashboard. If you are on a team, you will have access to two pages: a personal and team page.
  - We ask you not to invite people to join your team. All athletes must be accepted by Team Fox staff before creating a fundraising page.

### CUSTOMIZE YOUR FUNDRAISING PAGE

Customizing your fundraising dashboard is the best way to share with family and friends the reason you are lacing up with Team Fox.

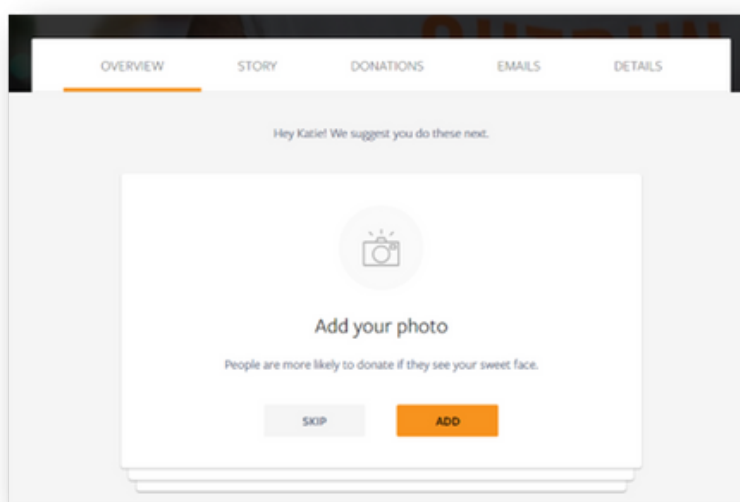
You can fully customize your page once it is created!

- To do so, select **Manage** in the top-right.

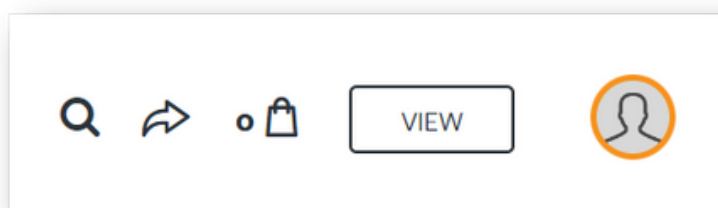




- This will open the page editor. We recommend you spend time on each tab to customize your fundraising page. Be sure to press **Save** before moving onto the text tab.
  - In the **Overview** tab, you can add a photo, edit your story, donate to your campaign and ask for donations.
  - In the **Story** tab, you can personalize your story. We highly recommend you customize this page for your donors. Why are you running with Team Fox? Who/what is your motivation? Tell your story on your fundraising dashboard. You never know who may come across your dashboard and be inspired by your story.
  - In the **Donations** tab, you can thank your donors. Any donors who have not been thanked will have a **Thank** button next to their donation. You can select the button to write a thank you message. When the message is complete, you can select the **Comment** button to send it.
  - In the **Emails** tab, you will find email templates that can be copied and pasted into your personal email and sent to family and friends. Emails from personal email accounts have proven to be the best source of donations.
  - In the **Details** tab, you can update your fundraising end date and goal and personalize your fundraising link.



- Once you are finished, click the **View** button in the top right corner and you will be redirected to your fundraising page!





**TEAM FOX**

**FOR PARKINSON'S RESEARCH**

 [@teamfox](#)

 [@teamfoxmjff](#)

 [@teamfox](#)